

Absentee and Early Voting Tracker

Published Oct 10, 2024 by vmaxwell@2024victory.com

[Progress Tracker](#) [Stats](#) [Rejected Ballots Tracker](#) [Historical Voting Data](#) [Flagged Errors](#) [FAQ](#)

Number of Ballots Received

At a glance

96,631 Total Ballots Received	99.55% Accepted Ballots	0.12% Rejected Ballots	15 Days till Election Day	2024-10-21 Latest Update
---	-----------------------------------	----------------------------------	-------------------------------------	------------------------------------

Filters

Use the filters below to look at the number of ballots per county by various factors

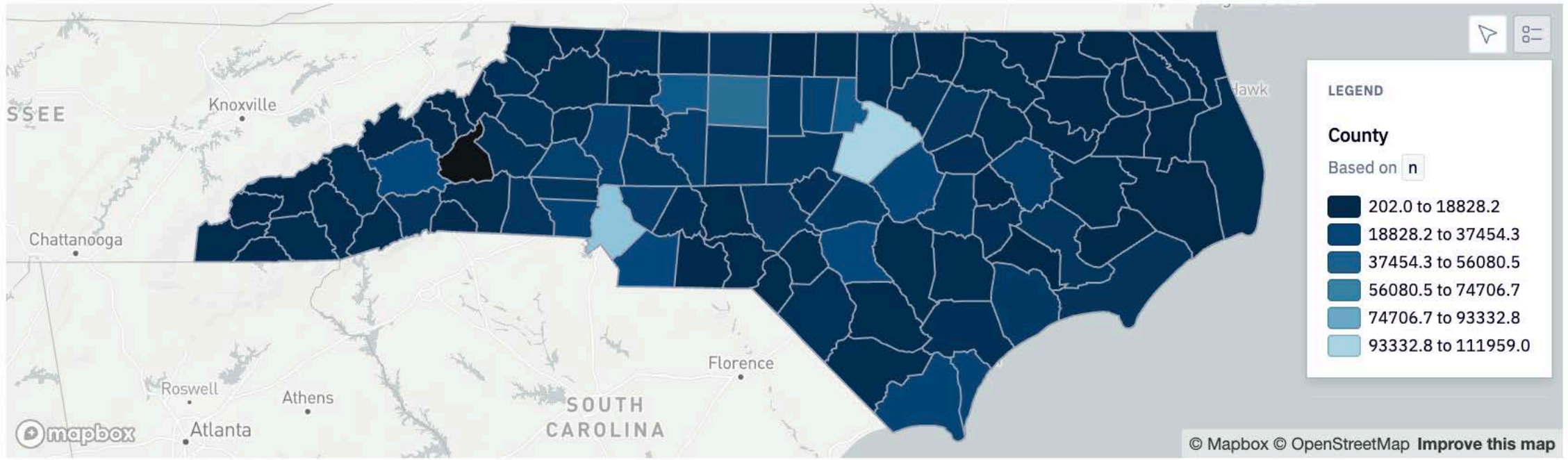
County <input type="text" value="All"/>	Ballot Status <input type="text" value="All"/>	Votes Since Date <input type="text" value="2024-09-01"/>	
Ethnicity <input type="text" value="All"/>	Party <input type="text" value="All"/>	Support Score <input type="text" value="All"/>	Turnout Score <input type="text" value="All"/>

BALLOTS PER SUPPORT SCORE BUCKET

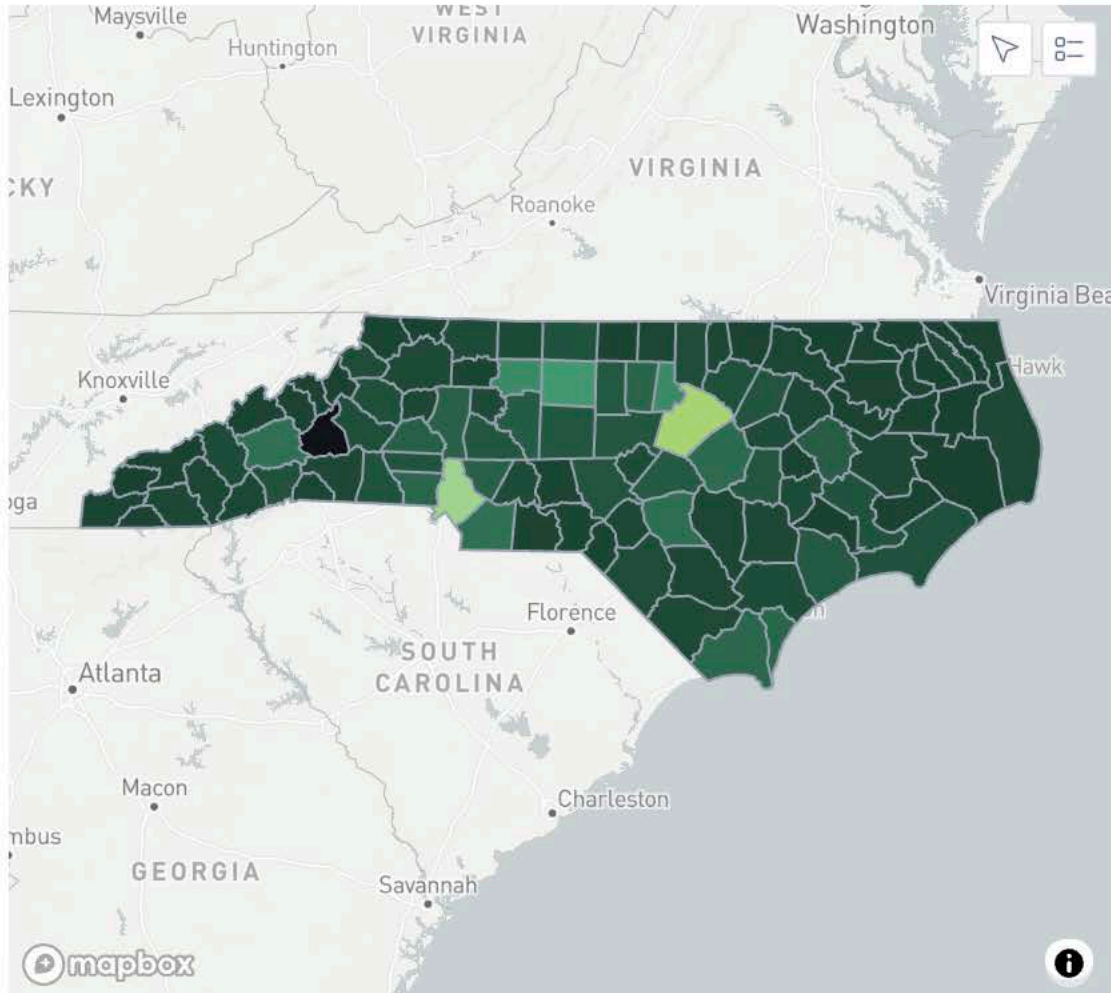
	A support_score_bucket	# f0_
0	25-49	10441
1	75-99	42313
2	1-24	8325
3	0	21467
4	50-74	14085

Maps of Ballots By Status

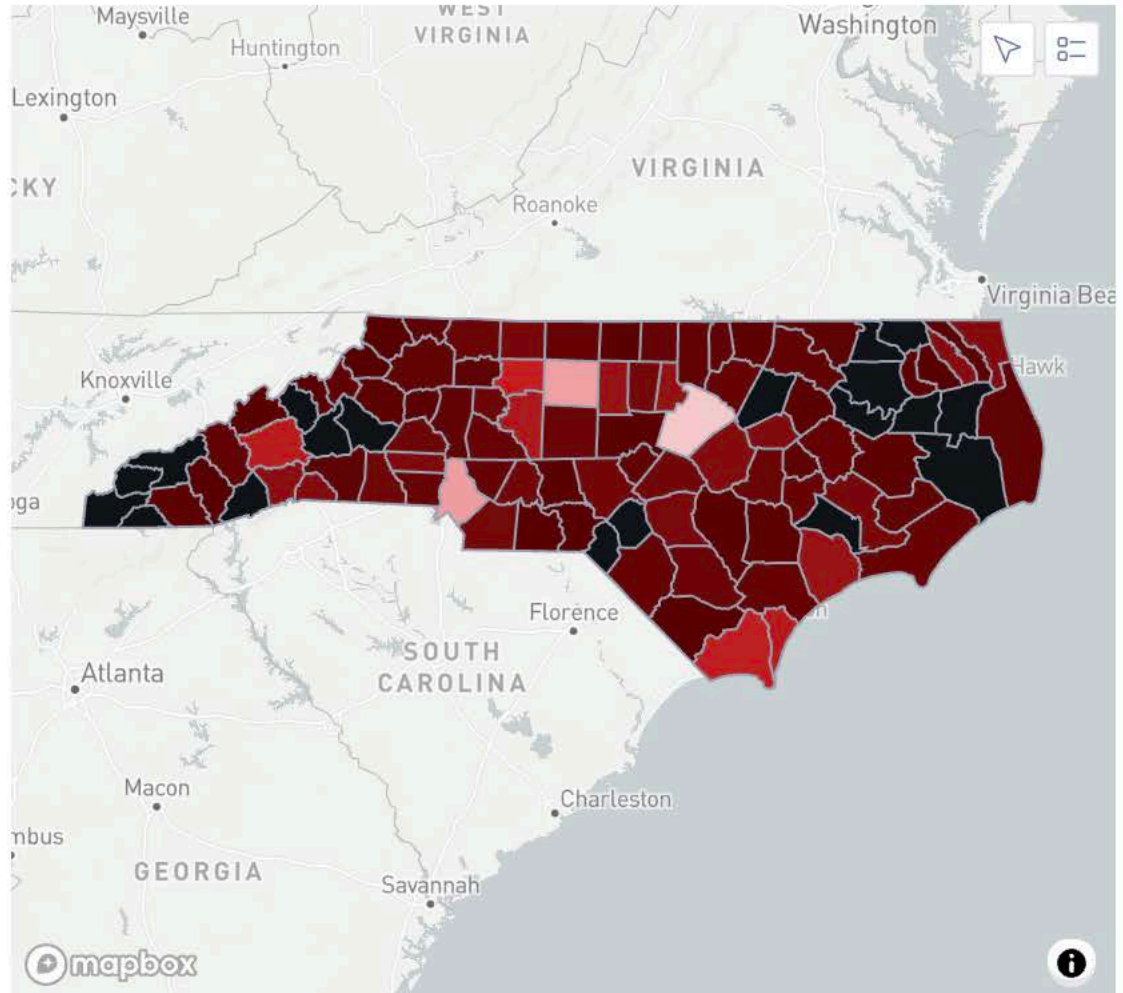
TOTAL BALLOTS RECEIVED



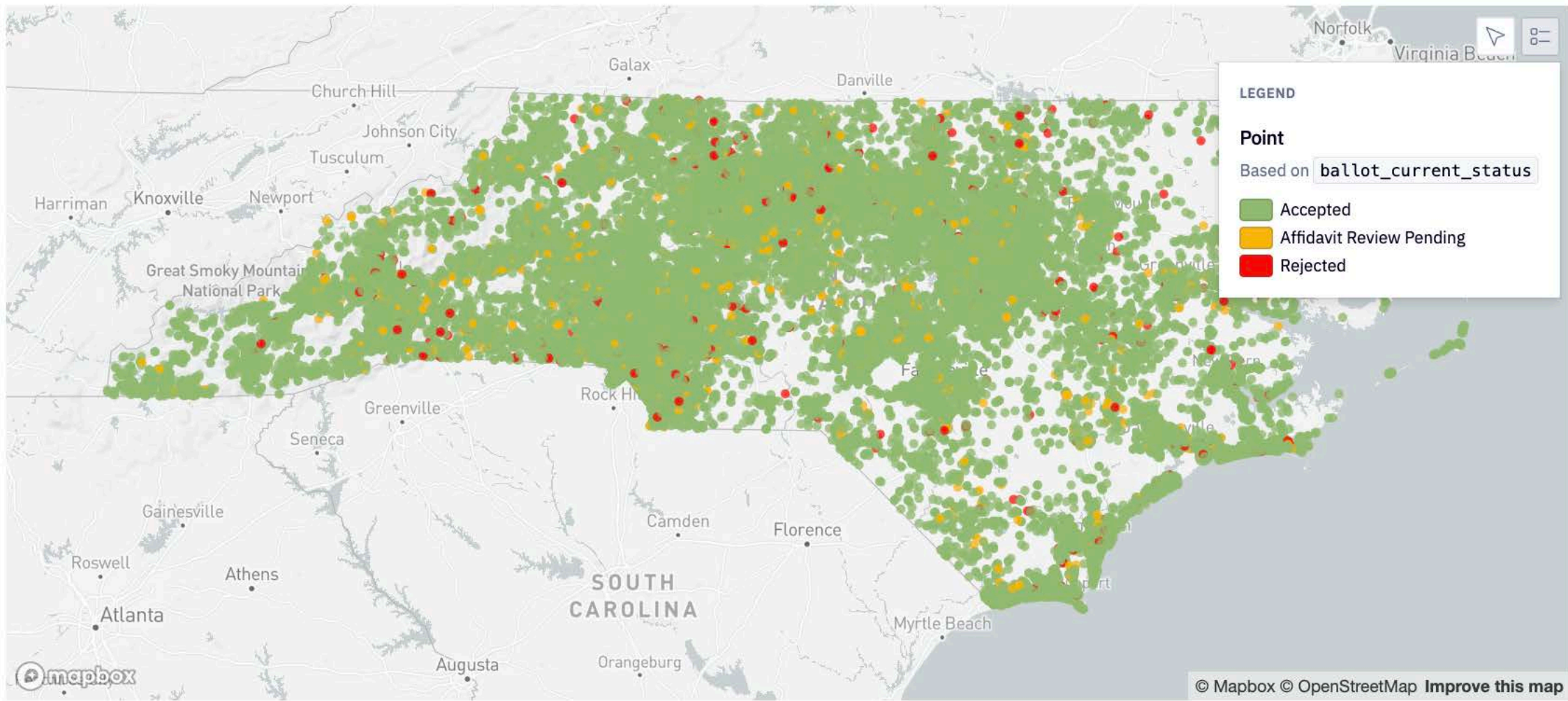
TOTAL BALLOTS ACCEPTED



TOTAL BALLOTS REJECTED



BALLOT ADDRESSES BY STATUS



Absentee and Early Voting Tracker

Published Oct 10, 2024 by vmaxwell@2024victory.com

[Progress Tracker](#) [Stats](#) [Rejected Ballots Tracker](#) [Historical Voting Data](#) [Flagged Errors](#) [FAQ](#)

Data Trends

Filters

County

 ×

Ballot Status

 ×

Votes Since Date

 ×

Ethnicity

 ×

Party

 ×

Support Score

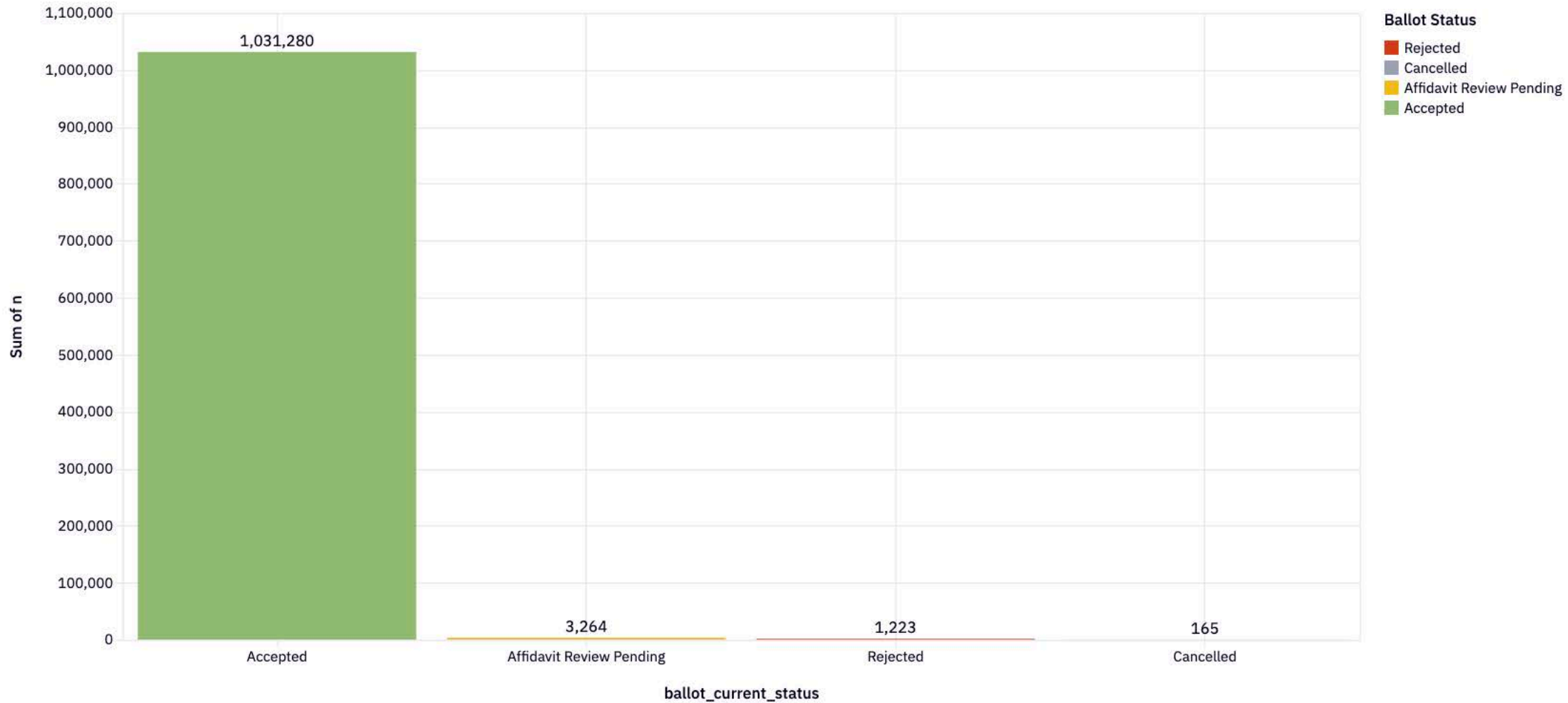
 ×

Turnout Score

 ×

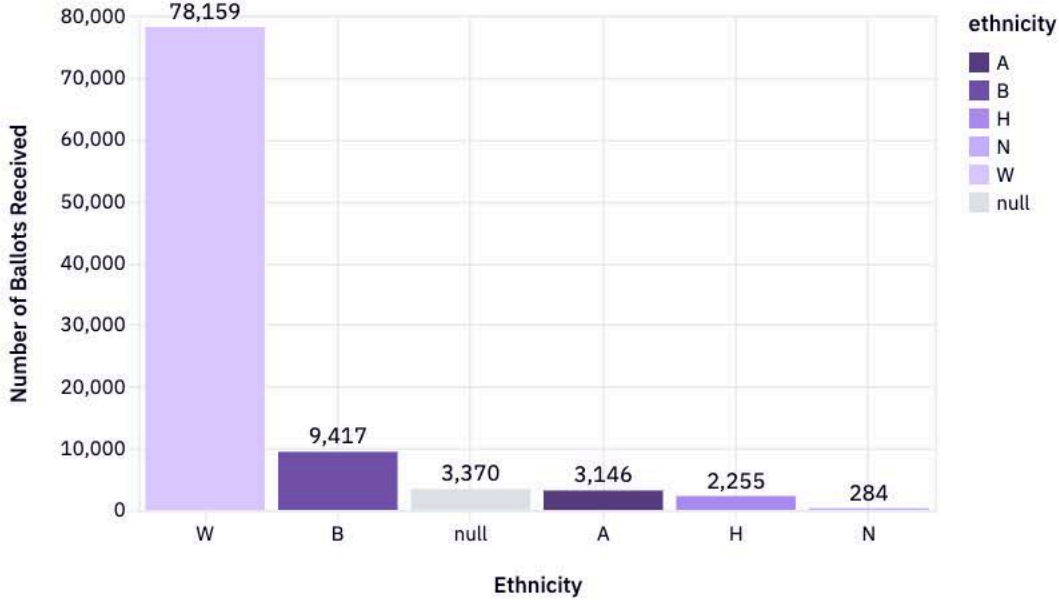
Ballot Status

Ballot status count

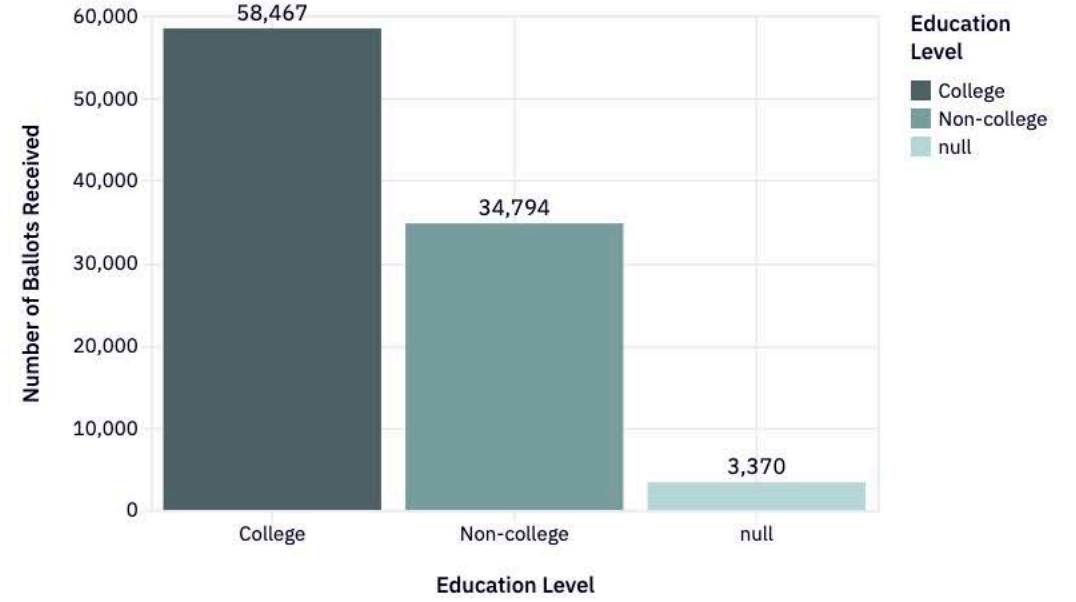


Demographic Trends

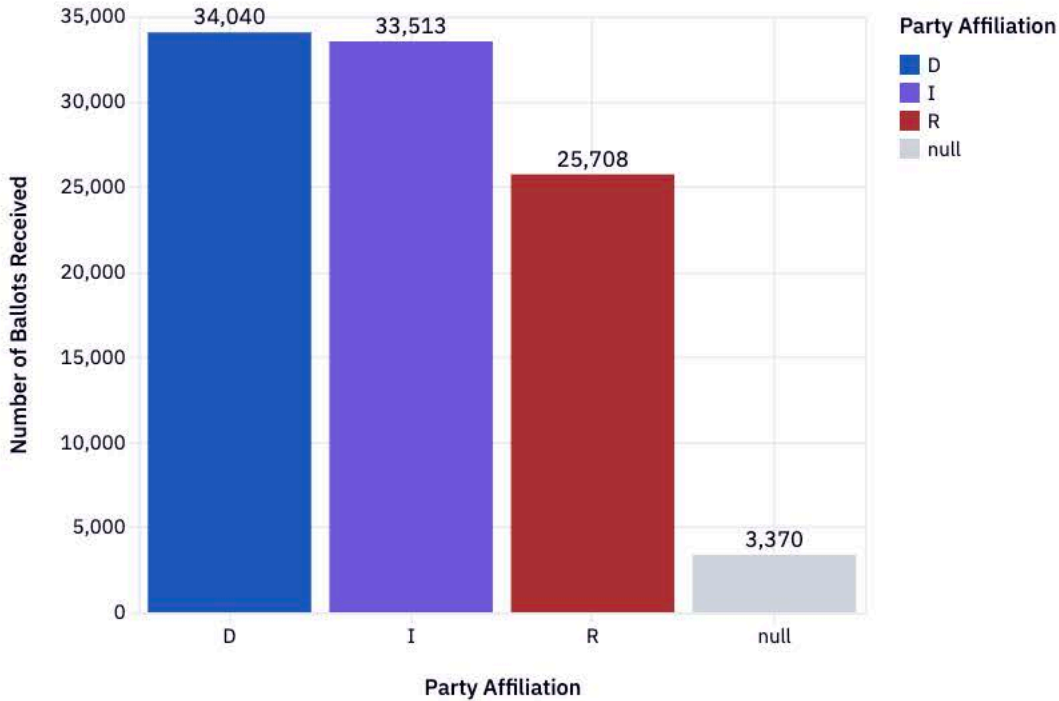
Number of ballots by ethnicity



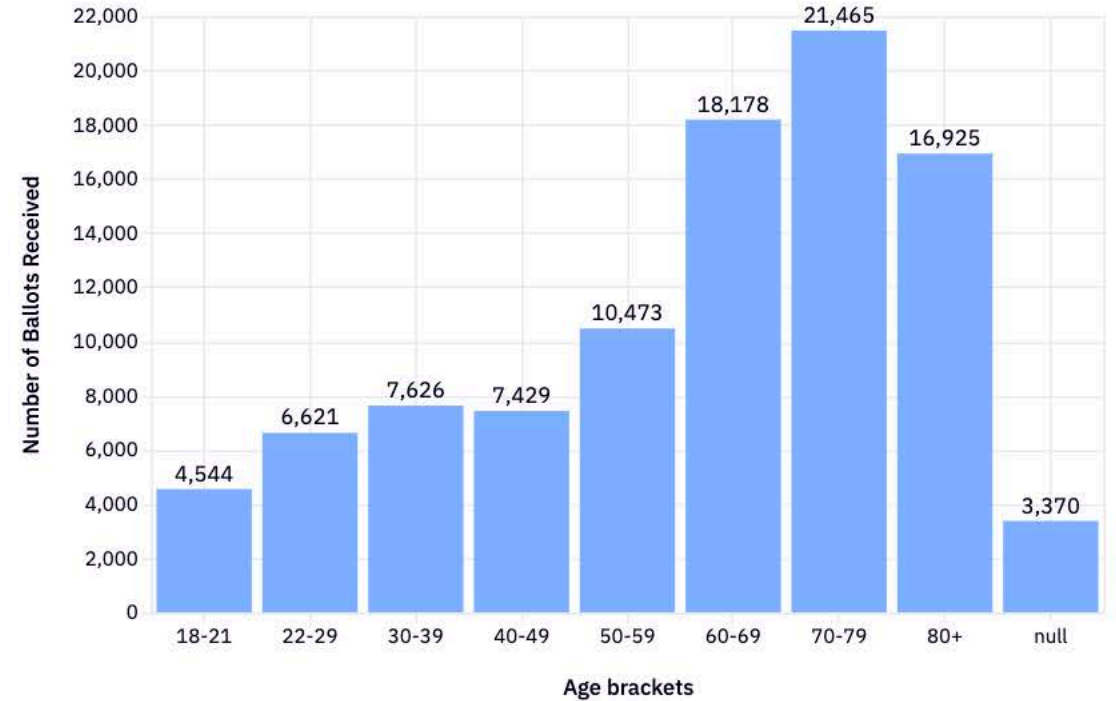
Number of ballots by education level



Number of ballots by party affiliation

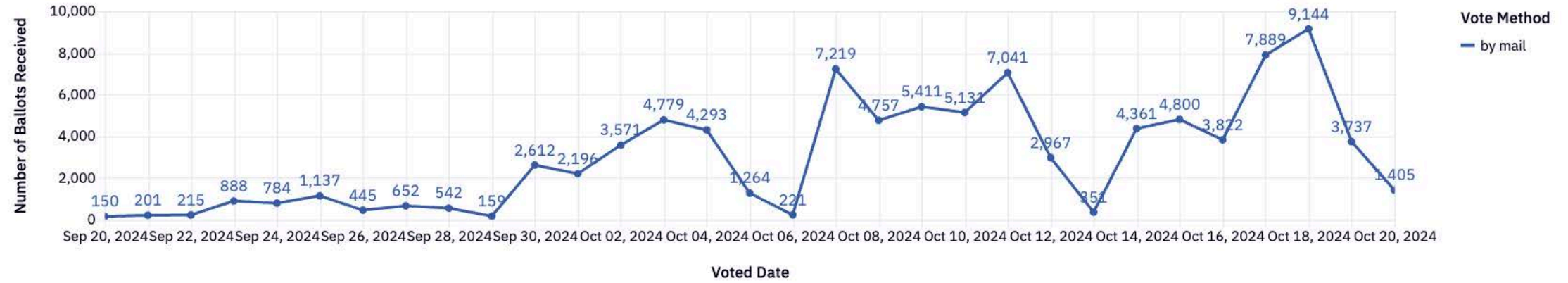


Number of ballots by age



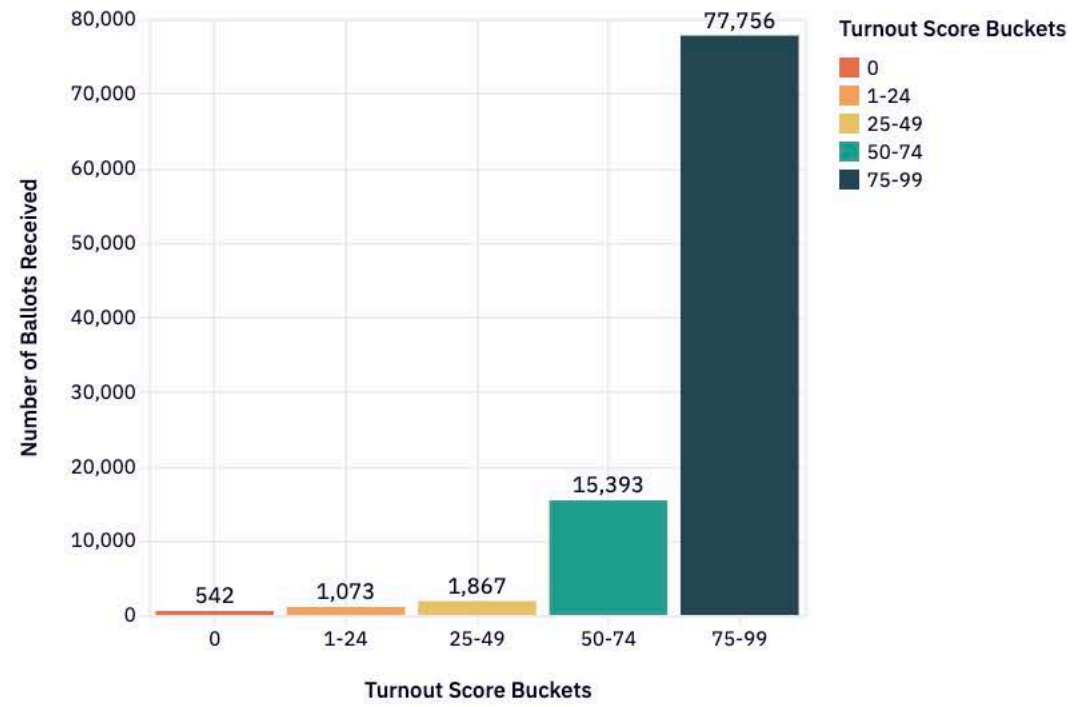
Vote Method over Time

Vote method over time

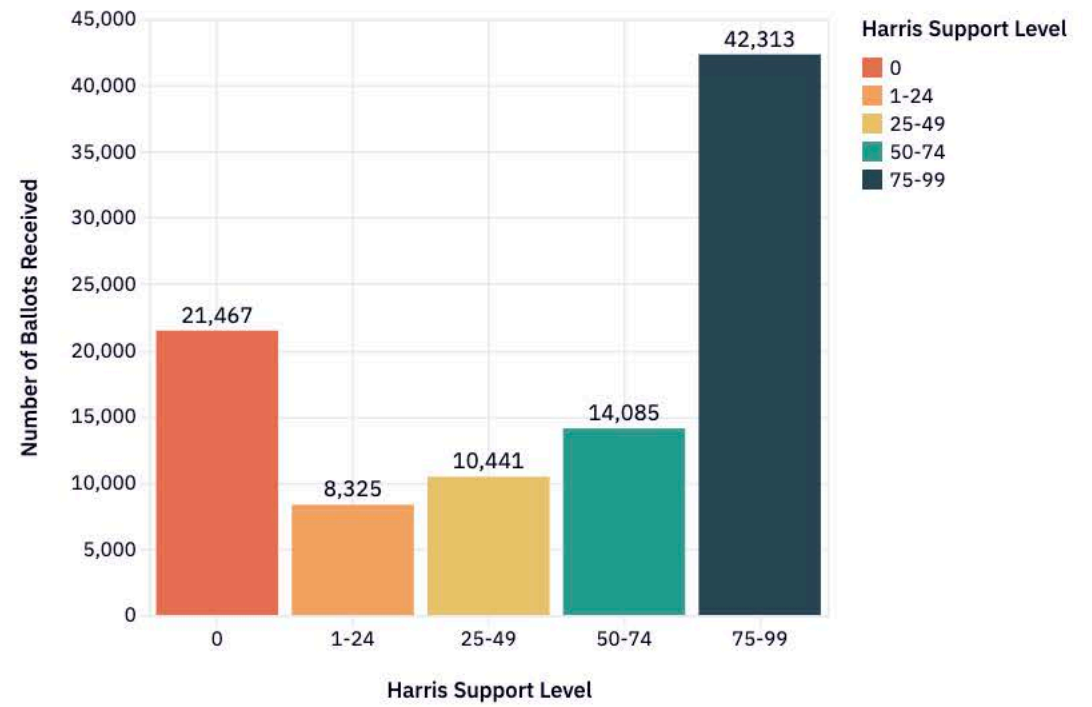


Number of Ballots by Turnout and Support Score

Number of ballots by turnout score



Number of ballots by support score



Rejected Ballots

96,631

Total Ballots Received

2,355

Total Rejected Ballots in 2024

1,223

Rejected Ballots Today

1,222

Curable Ballots

1,085

Total Cured Ballots

2024-10-21

Latest Update

Filters

Turnout Score

All

County

All

Votes Since Date

2024-09-01

Ethnicity

All

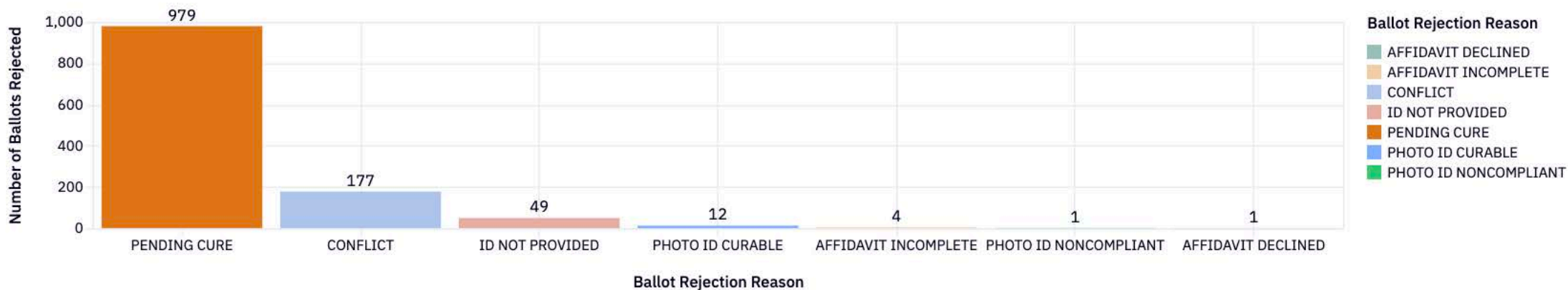
Party

All

Support Score

All

Number of ballots per rejection reason



Below is a table of all rejected ballots with their rejection date, reason and whether the ballot is curable. This data will also be made available in a separate tracker to assist in ballot cure chase.

	A myv_van_id	A ballot_current_status	📅 ballot_rejected_date	A reason_ballot_rejected	# ballot_curable	A support_score_bucket	A turnout_score_bucket
0	1666254	Rejected	2024-10-14	PENDING CURE	1	0	75-99
1	17489841	Rejected	2024-10-17	CONFLICT	1	75-99	75-99
2	24607675	Rejected	2024-10-17	PENDING CURE	1	0	75-99
3	5910412	Rejected	2024-10-19	PENDING CURE	1	1-24	75-99
4	5702081	Rejected	2024-10-15	ID NOT PROVIDED	1	0	50-74
5	24239915	Rejected	2024-10-12	PENDING CURE	1	75-99	75-99
6	7378994	Rejected	2024-10-16	PENDING CURE	1	75-99	50-74
7	24422160	Rejected	2024-10-20	PENDING CURE	1	0	75-99
8	23610240	Rejected	2024-10-08	PENDING CURE	1	25-49	50-74
9	23682565	Rejected	2024-10-09	PENDING CURE	1	75-99	50-74
10	2780120	Rejected	2024-10-17	PENDING CURE	1	75-99	75-99
11	22043568	Rejected	2024-10-19	PHOTO ID CURABLE	1	75-99	50-74
12	15885296	Rejected	2024-10-18	PENDING CURE	1	75-99	75-99
13	17506468	Rejected	2024-10-19	PENDING CURE	1	75-99	75-99
14	2583304	Rejected	2024-10-08	PENDING CURE	1	0	75-99
15	19057897	Rejected	2024-10-14	PENDING CURE	1	50-74	75-99
16	55590	Rejected	2024-10-12	PENDING CURE	1	25-49	50-74
17	25049090	Rejected	2024-10-16	PENDING CURE	1	50-74	50-74
18	3900344	Rejected	2024-10-18	CONFLICT	1	75-99	75-99
19	1882612	Rejected	2024-10-18	PENDING CURE	1	0	75-99
20	2904139	Rejected	2024-10-20	PENDING CURE	1	75-99	75-99

Historical Voting Data

This page takes early voting trends from previous election cycles and compares them to current early voting trends. This allows us to spot anomalies, such as an unusually high or low amount of rejections.

1,223

Rejected Ballots Today

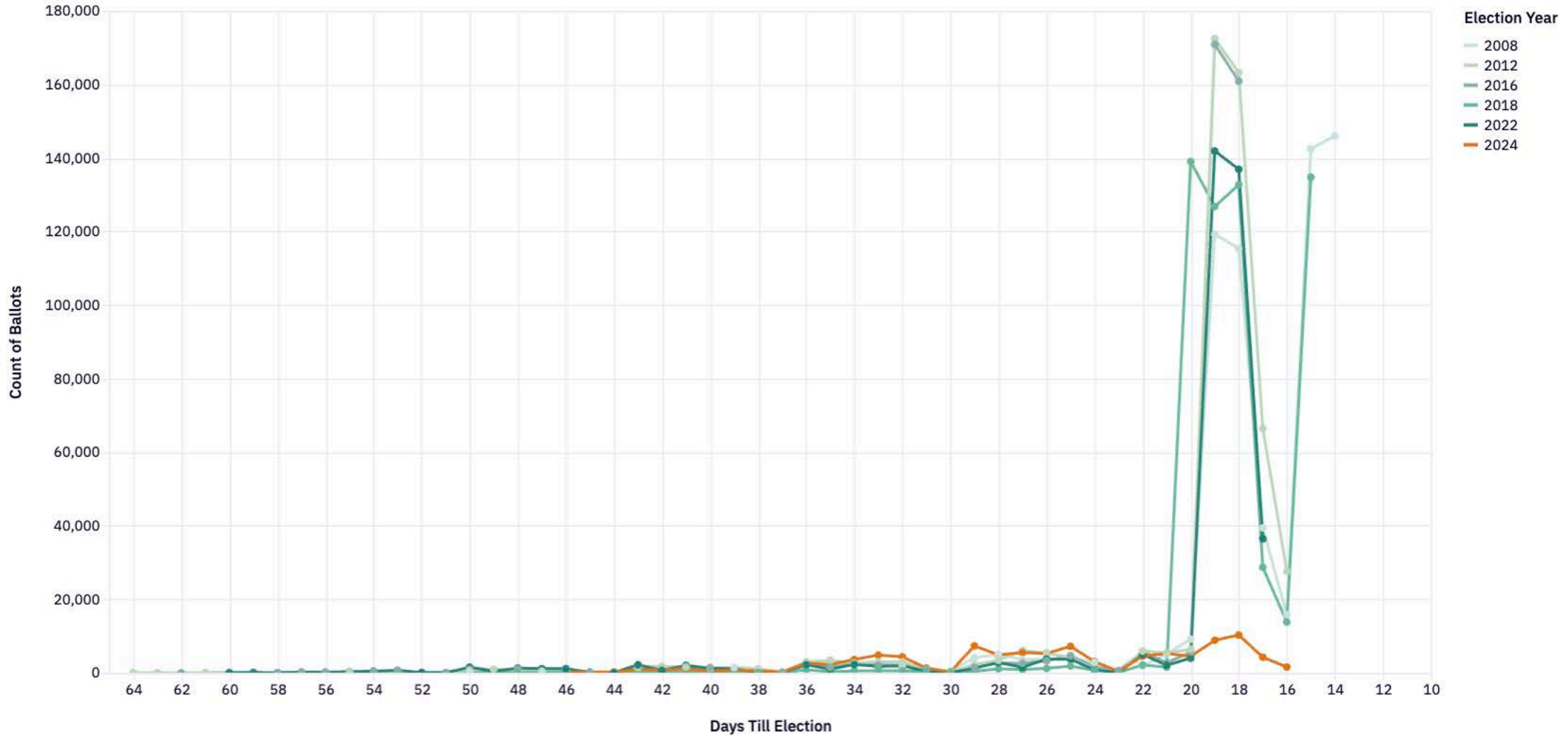
Filter

Election Year

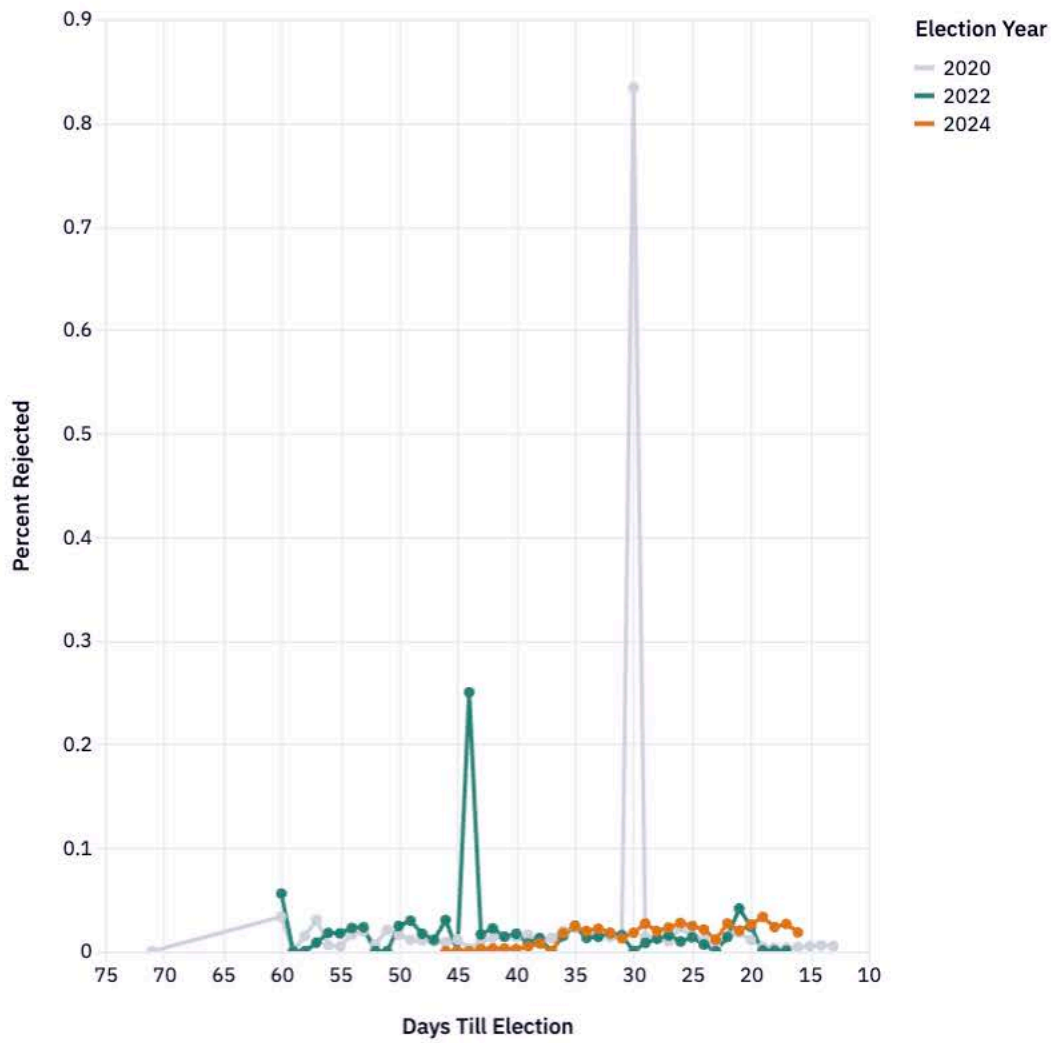
All ×



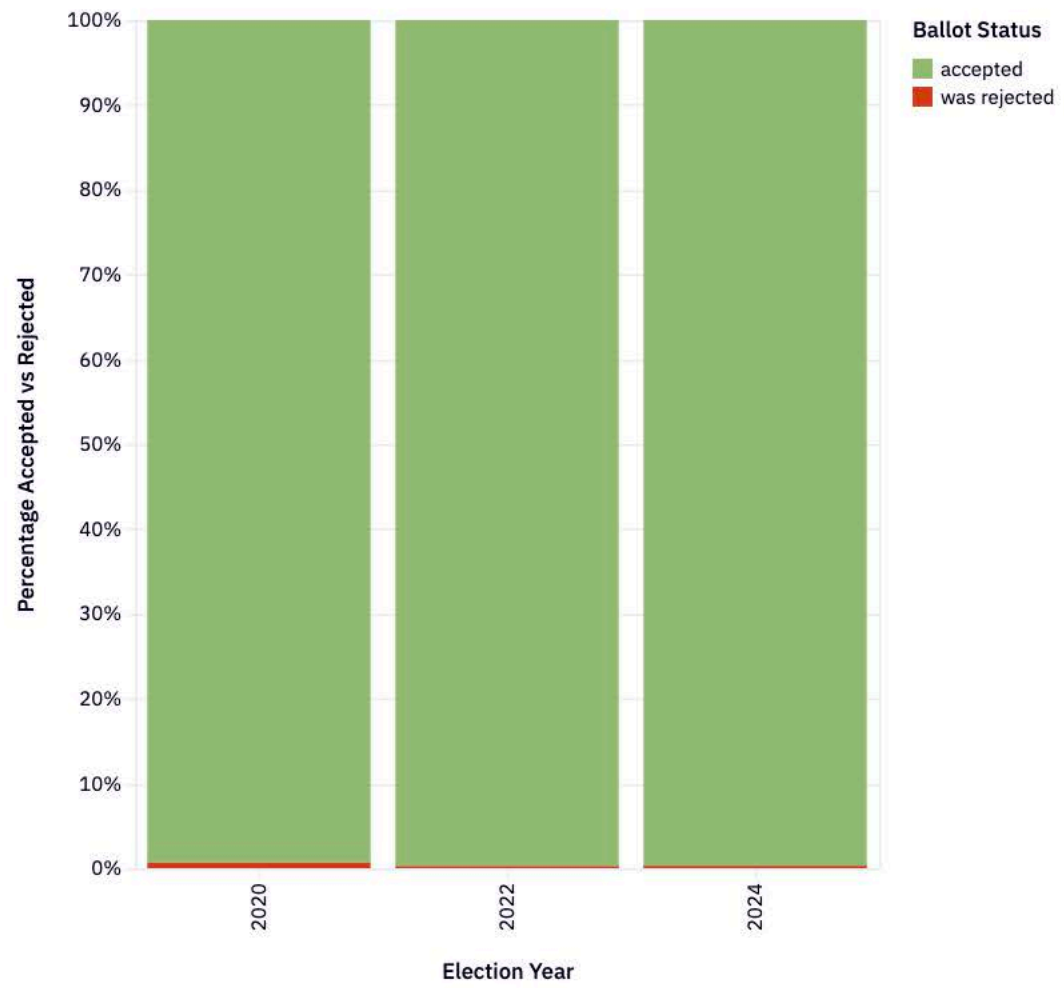
Total Absentee and Early Vote Ballots Received over Time



Rejected and Accepted Votes at this Point in Previous Elections



Contingency Table for historical vs now



0.8%
Percent Ever Rejected at this Point in 2020 Election

0.27%
Percent Ever Rejected at this Point in 2022 Election

2.27%
Percent Ever Rejected in 2024

Ballots with data errors

96,631

Total Ballots Received

99.55%

Accepted Ballots

0.12%

Rejected Ballots

17

Ballots with Errors

2024-10-21

Latest Update

Below are ballots with identified data errors. This data is downloadable as a csv. (Click the download button in the bottom right corner of the table).

Data error flag table

	avev_id	myv_van_id	ballot_current_status	ballot_returned_date	data_error_type	
0	57fead2308f84a0d8d3b6c443dccd3c6	23891642	Ballot Mailed	2024-11-07	WRONG DATE	
1	f4bce8c09275739e2ed82da5d5c2d8a1	24910606	Ballot Mailed	2024-11-05	WRONG DATE	
2	54d39fb46f0e32aafac1e35c970deeac	22115626	Ballot Mailed	2024-10-22	WRONG DATE	
3	bf174140add2c285ebf9d502888a5d78	22398748	Ballot Mailed	2024-11-07	WRONG DATE	
4	b1c941dcae2859a8c4d471d95888cd6e	4233868	Ballot Mailed	2024-11-14	WRONG DATE	
5	edbd727c61d927fab2a854956042709c	3653849	Ballot Mailed	2024-11-08	WRONG DATE	
6	25077c43ded39dcc0bfad7df4e4f1c24	17671282	Ballot Mailed	2024-11-08	WRONG DATE	
7	9dec99c577c0c73c0291ea783fa6d163	12024054	Ballot Mailed	2024-10-22	WRONG DATE	
8	540a0f2228c2a0ff56eb6f7e877adb50	4071909	Ballot Mailed	2024-11-05	WRONG DATE	
9	5791c7a0fa666b80dc12555c50e8d4cf	24640734	Ballot Mailed	2024-10-24	WRONG DATE	
10	e73697acea8a2716e6469b95c308de05	23891293	Ballot Mailed	2024-10-22	WRONG DATE	
11	27d902be8d9848ca56d5c514b33f5ab2	3028301	Ballot Mailed	2024-11-04	WRONG DATE	
12	5177c5b88310db4a5da88138c411753a	4054855	Ballot Mailed	2024-11-09	WRONG DATE	
13	ac42a598a21e8c275817730dcd975e17	931922	Ballot Mailed	2024-10-27	WRONG DATE	
14	7e31edd8c2aeadc933abf7ba54ec9ffb	18278918	Ballot Mailed	2024-11-18	WRONG DATE	

FAQ



About the data

- Absentee and Early Voting data comes from the NC Board of Elections. The data is updated daily at 5 am.

Progress Tracker

- This tab gives an overview of the number of ballots received, accepted and rejected by county. We've also mapped received ballots' statuses and rejection reason (when applicable) across the state to help identify potential geographical trends.
- NOTE: Affidavit Review Pending status only applies to overseas ballots.

Stats

- This tab breaks down the number of ballots accepted by various demographic trends. The data is filterable by various factors.
- NEXT STEPS: I'll add cross tabs for Harris support score and turnout score, to look at the number of ballots received by those two scores.

Rejected Ballots Tracker

- This table of data is mainly here for visibility, though the data is technically downloadable as a csv file.
- A separate Ballot Chase Tracker is available to keep track of rejected, chased, and cured ballots.

Historical Voting Data

- This page takes early voter records from previous election cycles and compares them to current early voter records. This allows us to spot anomalies in this year's early voting (such as an unusually high or low amount of rejections).

Flagged Errors

- While working with this data, we've noticed some data anomalies and have flagged them in this tab.
- NEXT STEPS: We are currently monitoring these data errors and the DNC is aware.